


BALLOT INSTRUCTIONS

CITY PRIMARY • ELECTION - AUGUST 3, 2021

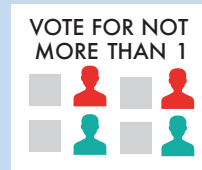
TO VOTE



Completely darken the box opposite your choice, as shown above

Use a blue or black ink pen to mark your ballot. **DO NOT USE ANY OTHER INK COLOR!**

VOTING BY OFFICE



DO NOT vote for more candidates than indicated under each office title

WRITE-IN CANDIDATES

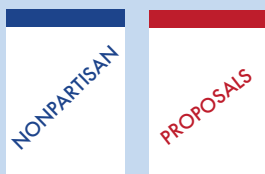


To vote for a candidate whose name is not printed on the ballot, write or place the name of the candidate in the space provided and darken the voting target area.

This must be done even if you cast a straight party vote.


Do not cast a write-in vote for a candidate whose name is already printed on the ballot for that office.

BALLOT SECTIONS



Nonpartisan, and Proposal sections of the ballot must be voted separately

MADE A MISTAKE?



Don't attempt to erase or correct any marks made in error. Simply return it to the Election Official and obtain a new ballot